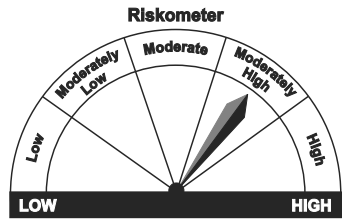




Nippon India ETF Gold BeES

An Open Ended Gold Exchange Traded Scheme

| Product label | |
|--|--|
| <p>This product is suitable for investors who are seeking*:</p> <ul style="list-style-type: none"> • Portfolio diversification through asset allocation. • Investment in physical gold. <p>*Investors should consult their financial advisors if in doubt about whether the product is suitable for them.</p> |  <p>Investors understand that their principal will be at Moderately High risk</p> |

| Index | |
|--|--------|
| Nippon India ETF Gold BeES - Investment Objective & Positioning | Page 2 |
| Investment Philosophy | Page 2 |
| Benefits of Nippon India ETF Gold BeES | Page 2 |
| Portfolio of Nippon India ETF Gold BeES | Page 2 |
| Scheme Performance of Nippon India ETF Gold BeES | Page 3 |
| Performance Of Other Open Ended Schemes Managed By The Same Fund Managers | Page 3 |
| Scheme Features of Nippon India ETF Gold BeES | Page 4 |
| How to invest | Page 4 |
| Product Label | Page 4 |
| Risk Factors & Disclaimers | Page 5 |

Nippon Life India Asset Management Limited (NAM India) (formerly known as Reliance Nippon Life Asset Management Limited) is one of the largest asset managers with more than 25 years of experience in managing wealth of investors with a robust distribution network in India and a global reach through its various subsidiaries.

To cater to the increasing demand for passive management, we offer a variety of Exchange Traded Funds (ETFs) under "Nippon India ETFs". Currently, we offer sixteen equity ETF's – benchmarked against Nifty Bank TRI, Nifty 100 TRI, Nifty 50 TRI, Nifty Midcap 150 TRI, Nifty India Consumption TRI, Nifty Dividend Opportunities 50 TRI, Nifty 50 Value 20 TRI, Nifty Next 50 TRI, Nifty Infrastructure TRI, Nifty50 Shariah TRI, Nifty PSU bank TRI, Nifty CPSE TRI, Nifty IT TRI, Hang Seng TRI, S&P BSE Sensex TRI & S&P BSE Sensex Next 50 TRI; two debt ETF - Gilt ETF benchmarked against Nifty 8-13 yr G- Sec Index & Liquid ETF in money market space and one commodity ETF – based on domestic prices of Gold.

Nippon India ETF Gold BeES

Investment Objective Nippon India ETF Gold BeES

The investment objective of Nippon India ETF Gold BeES is to provide returns that, before expenses, closely correspond to the returns provided by Domestic price of Gold through physical gold. However, there can be no assurance or guarantee that the investment objective of the Scheme will be achieved.

Positioning – Nippon India ETF Gold BeES

Nippon India ETF Gold BeES is a passively managed exchange traded fund which endeavors to track and provide similar returns to its benchmark- the domestic prices of gold, through investment in physical gold and money market instruments.

Investment Philosophy

Nippon India ETF Gold BeES is a passively managed exchange traded fund which endeavors to track and provide similar returns to its benchmark- the domestic prices of gold, through investment in physical gold and money market instruments.

- Open-ended exchange traded fund – entry & exit through the stock exchanges (NSE & BSE).
- Invests exclusively in physical gold which shall be of fineness (or purity) of 995 parts per 1000 (99.5 %)
- Portfolio focused on providing returns that closely correspond to the returns provided by physical gold.

Benefits of Investing in Nippon India ETF Gold BeES

- **Low cost** : When you buy Nippon India ETF Gold BeES you have to pay brokerage charges, which is usually much lower than paying for markup charges while buying physical gold.
- **Transparency**: Nippon India ETF Gold BeES, the rates are transparent as they are traded like a share on the National Stock Exchange / Bombay Stock Exchange and therefore it provides the ability to buy and sell them quickly at the ruling market price and therefore highly liquid. There is no consistency when you buy and sell physical gold across jewelers or banks
- **Security**: Unlike physical gold no concerns about security, theft. Safeguard in the form of electronic mode in the case of unforeseen circumstances.
- **Margin for trading** : Nippon India ETF Gold BeES is accepted as margin for trading on NSE & BSE with applicable haircut
- **Ability to buy in small units**: Nippon India ETF Gold BeES unit is approximately equal to 0.01 gram of gold which can be directly bought through the trading terminals.
- No securities transaction tax for trading Nippon India ETF Gold BeES.
- **Feasibility**: Nippon India ETF Gold BeES units are available on NSE & BSE which provides feasibility to the investor to buy and sell the units during trading hours of the exchange subject to availability of buyer & Seller. It enables to limit orders as well as permits intraday trading.

Creation Unit Size

Creation Unit size is the minimum denomination of unit that can be directly purchased/redeemed from AMC

| Tradable Unit | Creation Unit Size | NAV Value (Rs.)* | Approx. Basket Value (Rs.)* |
|-----------------------------------|---|------------------|-----------------------------|
| 1 Unit Nippon India ETF Gold BeES | 100,000 units of Nippon India ETF Gold BeES | 44.1026 | 4,410,260 |

*Data as of 30th September, 2020 taken as reference value

Importance of Creation Unit Size

- In case of non-availability of sizeable quote, Investors can transact with the AMC in creation unit lots
- Units are created at live NAV price plus expenses

Portfolio as on 30th September, 2020

| Asset Allocation as on 30th September, 2020 | Weightage |
|---|----------------|
| GOLD 995 1KG BAR | 99.14% |
| Cash and Other Receivables | 0.86% |
| Grand Total | 100.00% |

Scheme Performance of Nippon India ETF Gold BeES as on 30th September, 2020

| NAV as on September 30, 2020: ₹ 44.1026 | | | | |
|---|--------|---------|---------|-----------------|
| Particulars | CAGR % | | | |
| | 1 Year | 3 Years | 5 Years | Since Inception |
| Nippon India ETF Gold BeES | 30.64 | 17.81 | 12.61 | 12.01 |
| B:Domestic Prices of Gold | 31.94 | 19.01 | 13.66 | 13.10 |
| AB:NA | N.A. | N.A. | N.A. | N.A. |
| Value of ₹ 10,000 Invested | | | | |
| Nippon India ETF Gold BeES | 13,074 | 16,366 | 18,124 | 46,632 |
| B:Domestic Prices of Gold | 13,204 | 16,871 | 18,981 | 53,191 |
| AB:NA | N.A. | N.A. | N.A. | N.A. |
| Inception Date: Mar 08, 2007 | | | | |
| Fund Manager: Mehl Dama (Since 6th November, 2018) | | | | |

Performance as on 30th September, 2020

B: Benchmark, AB: Additional Benchmark, N.A.: Not Applicable

For Exchange Traded Funds of Nippon India Mutual Fund, performance is provided at Scheme level using Dividend Reinvestment NAV's, since there are no separate plan/option under such Schemes.

Period for which scheme's performance has been provided is computed basis last day of the month-end preceding the date of advertisement.

Past performance may or may not be sustained in future and the same may not necessarily provide the basis for comparison with other investment. Dividends (if any) are assumed to be reinvested at the prevailing NAV. Performance of dividend option would be Net of Dividend distribution tax, if any. Performance of the schemes (wherever provided) are calculated basis CAGR for the past 1 year, 3 years, 5 years and Since Inception. Face value of scheme is Re.1/- per unit. In case, the start/end date of the concerned period is non-business day (NBD), the NAV of the previous date is considered for computation of returns.

Finance Act 2020 has abolished dividend distribution tax on dividend declared and paid by Mutual Fund scheme. W.e.f. 01.04.2020 dividend received from Mutual fund scheme is taxable in the hands of investor and mutual fund scheme is required to withhold tax on dividend as per applicable rate.

Performance of other open ended schemes managed by the same fund manager as on 30th September, 2020

| Scheme Name/s | CAGR % | | | | | |
|--|---------------|-----------|----------------|-----------|----------------|-----------|
| | 1 Year Return | | 3 Years Return | | 5 Years Return | |
| | Scheme | Benchmark | Scheme | Benchmark | Scheme | Benchmark |
| Top 3 | | | | | | |
| Nippon India Gold Savings Fund# | 33.52 | 31.94 | 17.75 | 19.01 | 12.48 | 13.66 |
| Nippon India ETF Shariah BeES* | 15.02 | 16.22 | 7.26 | 8.63 | 10.12 | 11.41 |
| Nippon India ETF Nifty Midcap 150* | 10.18 | 10.59 | N.A. | N.A. | N.A. | N.A. |
| Bottom 3 | | | | | | |
| Nippon India ETF Sensex Next 50* | -4.21 | -2.31 | N.A. | N.A. | N.A. | N.A. |
| Nippon India ETF Dividend Opportunities* | -4.88 | -5.16 | 1.87 | 1.92 | 7.83 | 7.88 |
| Nippon India ETF PSU Bank BeES* | -44.48 | -44.23 | -25.47 | -25.08 | -16.42 | -15.96 |

Nippon India ETF Nifty Midcap 150 & Nippon India ETF Sensex Next 50 has not completed 3 years, the performance details of 1 year is provided herein.

Mr. Mehl Dama has been managing Nippon India ETF Shariah BeES since Nov 2018

Mr. Mehl Dama has been managing Nippon India ETF Nifty Midcap 150 since Jan 2019

Mr. Mehl Dama has been managing Nippon India ETF Sensex Next 50 since Jul 2019

Mr. Mehl Dama has been managing Nippon India Gold Savings Fund since Nov 2018

Mr. Mehl Dama has been managing Nippon India ETF PSU Bank BeES since Nov 2018

Mr. Mehl Dama has been managing Nippon India ETF Dividend Opportunities since Nov 2018

Note:

- Mr. Mehl Dama manages 16 open-ended schemes of Nippon India Mutual Fund .
- In case the number of schemes managed by a fund manager is more than six, in the performance data of other schemes, the top 3 and bottom 3 schemes managed by fund manager has been provided herein are on the basis of 1 Year CAGR returns
- Period for which scheme's performance has been provided is computed basis last day of the month-end preceding the date of advertisement
- Different schemes shall have a different expense structure.

#The performance details provided herein are of Growth Plan (Regular Plan).

*The Scheme does not offer any Plans/Options. The performance details are provided at Scheme level using Dividend Reinvestment NAV's.

Past performance may or may not be sustained in future and the same may not necessarily provide the basis for comparison with other Investment. Dividends (if any) are assumed to be reinvested at the prevailing NAV. Performance of dividend option would be Net of Dividend distribution tax, if any. Face value of Nippon India ETF PSU Bank BeES is Re.1/- per unit. Face value of other Schemes is Rs.10/- per unit. In case, the start/end date of the concerned period is non-business day (NBD), the NAV of the previous date is considered for computation of returns.

Finance Act 2020 has abolished dividend distribution tax on dividend declared and paid by Mutual Fund scheme. W.e.f. 01.04.2020 dividend received from Mutual fund scheme is taxable in the hands of investor and mutual fund scheme is required to withhold tax on dividend as per applicable rate.

Scheme Features of Nippon India ETF Gold BeES

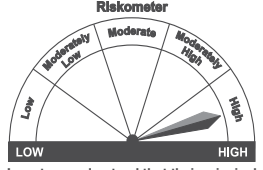
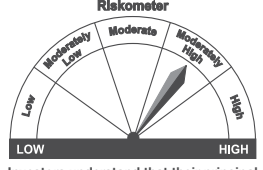
| | |
|---------------------------|---|
| Inception Date | March 08, 2007 |
| Minimum Investment | <p>On the Exchange: Any investor eligible to trade on the exchange can buy minimum one unit of Nippon India ETF Gold BeES which is approximately equal to 0.01 gram of gold on NSE/BSE. Minimum investment in ETF in secondary markets is one unit representing approximately 0.01 gram of gold in the beginning and the weight of gold representing 1 unit keeps reducing to the extent of expenses.</p> <p>Through the AMC: Purchases directly from the Mutual Fund is restricted to Authorized Participants as appointed by the AMC & Large investors provided the value of units to be purchased is in creation unit size of 100,000 units and cash component if any. In addition to authorized participant(s), Nippon India Gold Savings Fund can also buy / sell the units from the fund in Creation Unit Size.</p> |
| Load Structure | <p>Entry Load: Not Applicable</p> <p>Exit Load: Nil</p> |
| Purity of Gold | All gold bullion held in the scheme's allocated account with the custodian shall be of fineness (or purity) of 995 parts per 1000 (99.5%) |
| Benchmark | As there are no indices catering to the gold sector/securities linked to Gold, currently Nippon India ETF Gold BeES is benchmarked against the Domestic price of Gold |
| Fund Manager | Mehul Dama |
| Month End AUM | Rs. 5,128.87 crs (as on 30th September, 2020) |

How to invest

The units of the Fund are currently available on National Stock Exchange of India Ltd (NSE) and BSE Ltd. An investor can directly buy and sell the units of scheme through the broker associated with NSE/BSE and he would receive the units in his demat account on a T+2 rolling settlement

| | |
|---------------------------|--|
| NSE Code | GOLDBEES |
| BSE Scrip | 590095 |
| Pricing (per unit) | One unit= Approx 0.01 gram of gold |
| Minimum Investment | <ul style="list-style-type: none"> On the Exchange: One unit Through the AMC(only for Authorised Participants as appointed by the AMC) : 100,000 units |

Product Label

| Scheme Name | This Product is suitable for Investors who are Seeking* | |
|--|---|--|
| Nippon India ETF PSU Bank BeES An Open Ended Index Exchange Traded Fund | <ul style="list-style-type: none"> Long term capital appreciation Investment in Securities covered by Nifty PSU Bank Index. |  <p>Investors understand that their principal will be at High risk</p> |
| Nippon India ETF Dividend Opportunities An Open Ended Index Exchange Traded Scheme | <ul style="list-style-type: none"> Long term capital growth Investment in equity and equity related securities and portfolios replicating the composition of Nifty Dividend Opportunities 50 Index, subject to tracking errors. | |
| Nippon India ETF Sensex Next 50 An Open Ended Index Exchange Traded Fund | <ul style="list-style-type: none"> Long term capital appreciation Investment in equity and equity related securities and portfolios replicating the composition of S&P BSE SENSEX Next 50 Index, subject to tracking errors |  <p>Investors understand that their principal will be at Moderately High risk</p> |
| Nippon India ETF Nifty Midcap 150 An Open Ended Index Exchange Traded Scheme | <ul style="list-style-type: none"> Long term capital growth Investment in equity and equity related securities and portfolios replicating the composition of Nifty Midcap 150 Index, subject to tracking errors. | |
| Nippon India ETF Shariah BeES An Open Ended Index Exchange Traded Fund | <ul style="list-style-type: none"> Long term capital appreciation Investment in Securities covered by Nifty50 Shariah Index. | |
| Nippon India Gold Savings Fund An Open Ended Fund of Fund Scheme | <ul style="list-style-type: none"> Long term capital growth Returns that are commensurate with the performance of Nippon India ETF Gold BeES through investment in securities of Nippon India ETF Gold BeES | |
| *Investors should consult their financial advisors if in doubt about whether the product is suitable for them. | | |

Risk Factors & Disclaimers

Risk Factors: Trading volumes and settlement periods may restrict liquidity in gold/Gold Deposit Scheme (GDS)/Debt Instruments and Gold Monetisation Scheme (GMS) . Investment in gold is subject to price risk. Investment in GDS & GMS is subject to credit risk of the bank. The NAV of the Scheme may be affected, inter alia, by changes in the market conditions, interest rates, trading volumes, settlement periods and transfer procedures. The NAV may also be subjected to risk associated with tracking error, investment in derivatives or script lending as may be permissible by the Scheme Information Document. The other risk factors relating to ETF are market risks, tracking error risks, liquidity risk and risk of ETF getting traded at discount/premium to the NAV (Net Asset Value).

BSE Disclaimer: It is to be distinctly understood that the permission given by BSE Ltd. should not in any ways be deemed or construed that the SID has been cleared or approved by BSE Ltd. nor does it certify the correctness or completeness of any of the contents of the SID. The investors are advised to refer to the SID for the full text of the Disclaimer clause of the BSE Ltd


NSE Disclaimer:It is to be distinctly understood that the permission given by NSE should not in any way be deemed or construed that the Scheme Information Document has been cleared or approved by NSE nor does it certify the correctness or completeness of any of the contents of the Scheme Information Document. The investors are advised to refer to the Scheme Information Document for the full text of the Disclaimer Clause of NSE

Disclaimer:

The views expressed herein constitute only the opinions and do not constitute any guidelines or recommendation on any course of action to be followed by the reader. This information is meant for general reading purposes only and is not meant to serve as a professional guide for the readers. Certain factual and statistical (both historical and projected) industry and market data and other information was obtained by NAM India from independent, third-party sources that it deems to be reliable, some of which have been cited above. However, NAM India has not independently verified any of such data or other information, or the reasonableness of the assumptions upon which such data and other information was based, and there can be no assurance as to the accuracy of such data and other information. Further, many of the statements and assertions contained in these materials reflect the belief of NAM India, which belief may be based in whole or in part on such data and other information.

The Sponsor, the Investment Manager, the Trustee or any of their respective directors, employees, affiliates or representatives do not assume any responsibility for, or warrant the accuracy, completeness, adequacy and reliability of such information. Whilst no action has been solicited based upon the information provided herein, due care has been taken to ensure that the facts are accurate and opinions given are fair and reasonable. This information is not intended to be an offer or solicitation for the purchase or sale of any financial product or instrument. Recipients of this information should rely on information/data arising out of their own investigations. Readers are advised to seek independent professional advice, verify the contents and arrive at an informed investment decision before making any investments.

None of the Sponsor, the Investment Manager, the Trustee, their respective directors, employees, affiliates or representatives shall be liable for any direct, indirect, special, incidental, consequential, punitive or exemplary damages, including lost profits arising in any way from the information contained in this material. The Sponsor, the Investment Manager, the Trustee, any of their respective directors, employees including the fund managers, affiliates, representatives including persons involved in the preparation or issuance of this material may from time to time, have long or short positions in, and buy or sell the securities thereof, of company(ies) / specific economic sectors mentioned herein.



Mutual Fund investments are subject to market risks, read all scheme related documents carefully.